


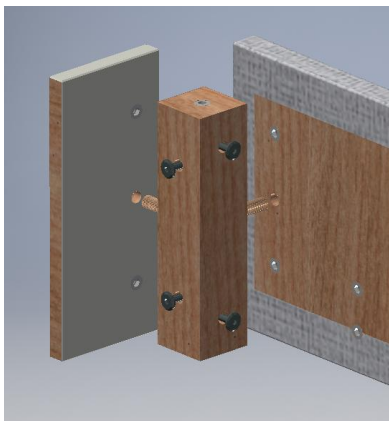
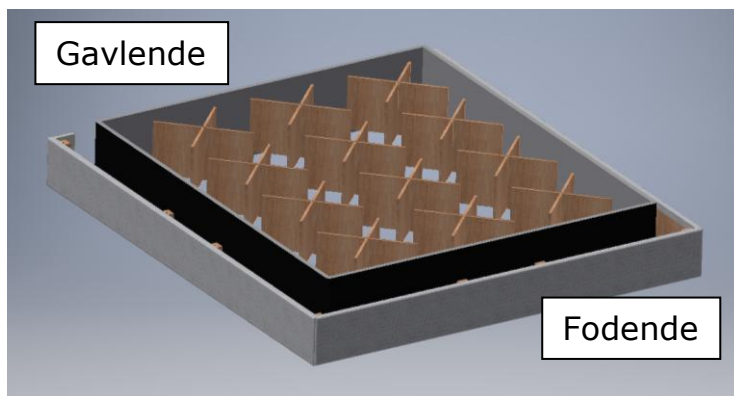


BoxBed II – polsteret ramme

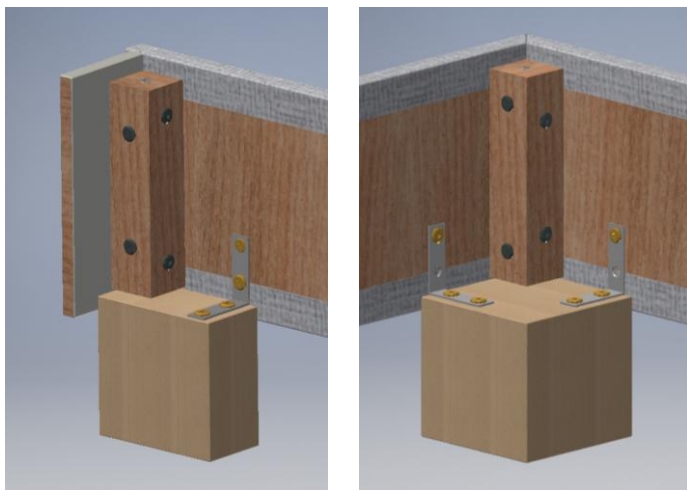
1. Montér sokkel
2. Fodendestykke og sider monteres med de midterste ophængsstykker.



3. Sengerammen samles rundt om soklen.

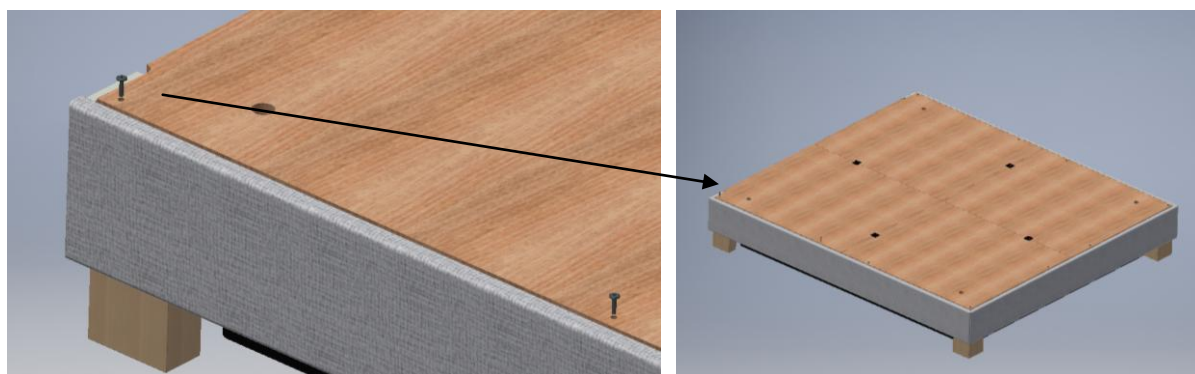


4. Evt. ben monteres på sengerammen.



5. Bundpladerne monteres på soklen.

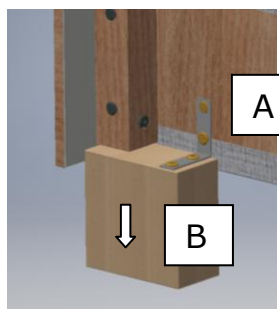
Gavlende:



6. Sengerammen fastgøres til bundpladerne. Alle skruer monteres inden de spændes.

7. Benene justeres ved at løsne skruerne (A) i sengerammen, trække benet ned til kontakt med gulvet (B) og derefter spænde til.

Gavlende:



Fodende:

